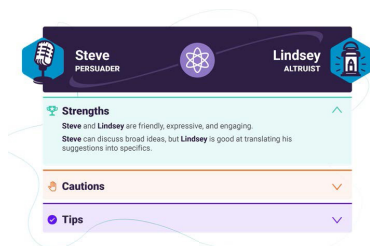


# Unleash the power of your people by understanding what truly drives them.


## PI is for everyone – not just the C suite

No matter what the role, selecting the right candidate can feel like taking a leap of faith. The PI Job Assessment helps you identify the behaviors and drives critical to on-the-job success. It's about attracting and hiring the best candidates and leading them to greatness!



## Understand your people

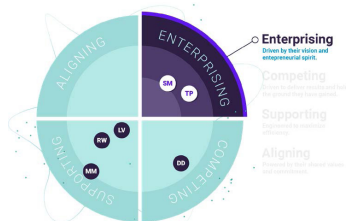
Building better working relationships requires an understanding of the interplay between different behavioral drives. With the Relationship Guide, it's easy to see how two people's strengths combine and where they may need some guidance.



## Build better managers.

Leverage the Manager Development Chart to help your managers understand their strengths, caution areas, and tips for improving.

Then use the Management Strategy Guide to custom-tailor their management styles for each of their direct reports' behavioral drives and needs to build strong reporting relationships.



## Enable high-performing teams.

With Team Work Styles, organizations can understand how each member of a team communicates, makes decisions, and executes their work. Identify emerging patterns in the makeup of teams to optimize communication and execute for performance.